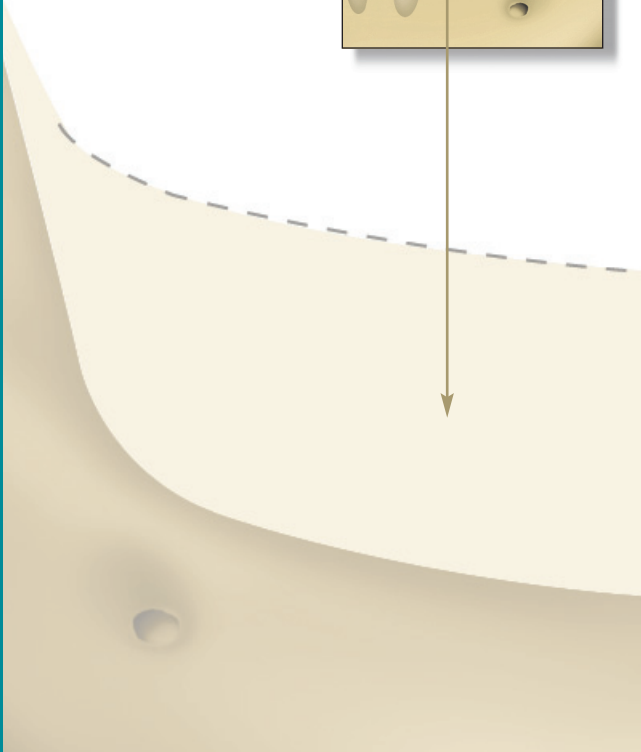
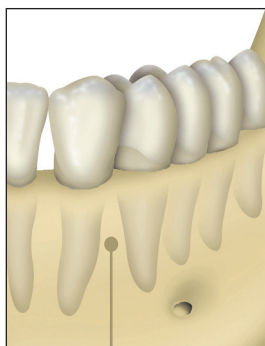




# Bone Resorption: The Ultimate

Consequence of Tooth Loss

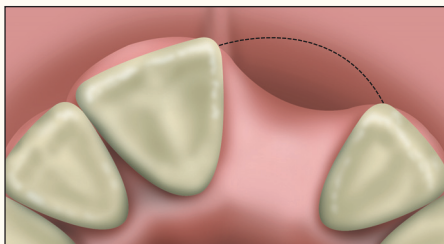
Learn about the  
issues related to bone  
resorption and  
prevention of  
bone loss



# Did You Know: That Bone Loss



Missing tooth root leaves  
indentation in bone



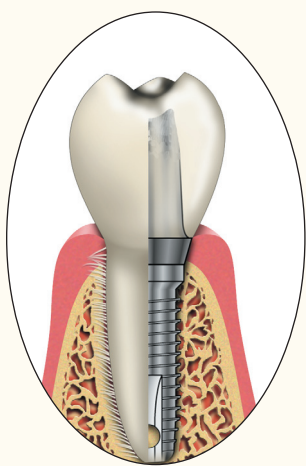
Bone melts away where tooth is  
missing, leaving a visible defect

# Why does bone loss result from tooth loss?

Natural tooth roots are embedded in the jawbone, providing a stable foundation that allows the teeth to function properly. When teeth are lost or extracted, the bone that previously supported those teeth no longer serves a purpose and begins to deteriorate, or resorb.

## How can this bone loss be prevented?

Dental implants are substitute tooth roots, providing the same function as natural tooth roots (see diagram), including stimulating the bone, thereby preserving it and preventing the bone loss that would normally occur with tooth loss. The jawbone actually forms a bond with the dental implants, creating a stable foundation for replacement teeth that look, feel and function like natural teeth.

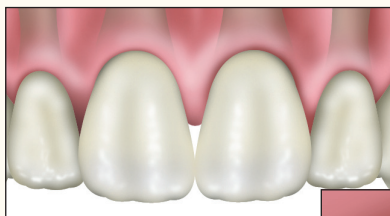


*The part of your natural tooth that is visible is the “crown.” Your tooth root is embedded in your jawbone giving the tooth a stable foundation which allows you to bite and chew.*

*A dental implant is a substitute tooth root, which provides a stable foundation for a replacement crown.*

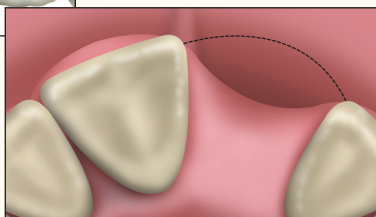
# Anterior Bone Loss

When you lose a tooth in the front of your mouth, where the bone is very thin, the bone will usually melt away rather quickly, giving the appearance that the bone and gums are caving in, or collapsing. Very often, this defect is visible when smiling.

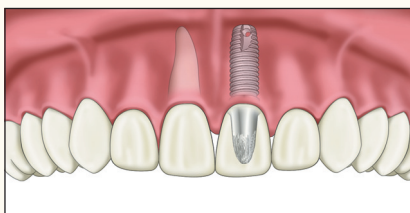


Anterior teeth  
in place

Collapsed bone  
where tooth  
is missing



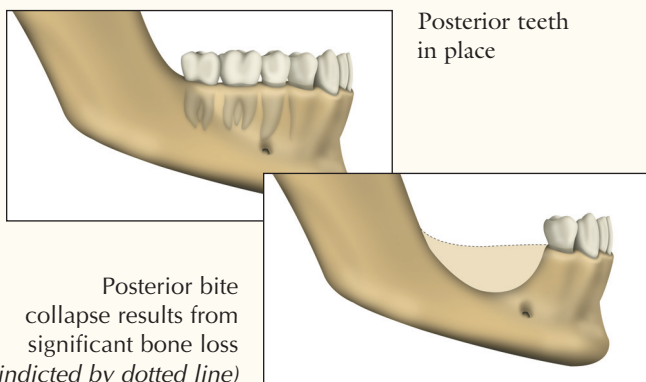
If you replace a front tooth with a tooth supported bridge, eventually the replacement tooth looks like a false tooth as the gums and bone above it begin to collapse, leaving the tooth hanging, or suspended without support. When a tooth is replaced with an implant supported crown, the implant functions like a natural tooth root and preserves the bone, preventing the defect in the bone that would normally occur with tooth loss.



Implant supported crown preserves the bone

# Posterior Bone Loss

When all of your posterior teeth are missing, the back of your mouth actually collapses as the bone deteriorates. The teeth in the front of your mouth begin to flare out as the bite collapses and the corners of your mouth droop. Your appearance begins to change as the height of the jaw decreases.



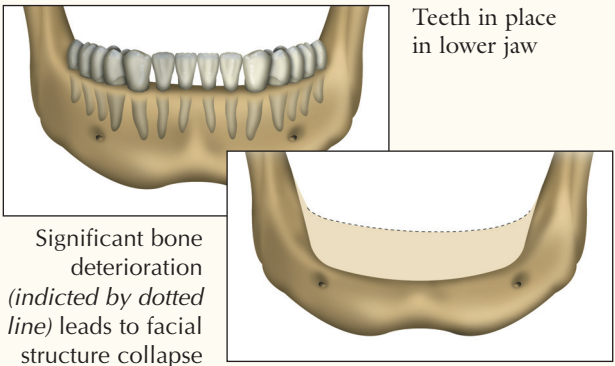
If your posterior teeth are replaced with a partial denture, the bone resorption process is accelerated as the partial presses down on the gums and underlying bone as you eat. Replacing your posterior teeth with implant supported bridges preserves the bone, preventing the bone deterioration that leads to bite collapse, which occurs when teeth are missing.



Implant supported bridges preserve the bone

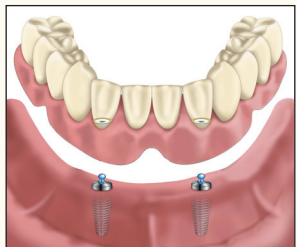
# Facial Structure Collapse

When all of your teeth are missing, the jaws deteriorate rapidly. In addition, as the bone melts away your muscles migrate, or pull back from their natural position. Your lips cave in as they lose support and wrinkles increase dramatically as your facial structures collapse. Complete tooth loss and the deterioration of the jaws can also result in significant overall health problems related to improper digestion and malnutrition.



If you replace your missing teeth with dentures, you are compromising your facial structures. Dentures accelerate the bone resorption process as they put pressure on and compact the gums and underlying bone. As facial structures continue to collapse, the dentures must be relined (made thicker) to compensate for additional bone loss. Replacing your teeth with implant supported overdentures (or bridges) will preserve the bone and prevent the further deterioration of facial structures and the related health problems that would normally occur with complete tooth loss.

Implant supported overdenture preserves the bone and the integrity of the facial structures





Anterior teeth in place

## Results from tooth loss

In a recent nationwide survey sponsored by the Institute for Dental Implant Awareness, only 36% of the respondents were aware that bone loss resulted from missing teeth. And, 75% of respondents with bridges, partials or dentures would have changed their minds about these treatment options if they had known about the bone loss/deterioration that would occur.

This brochure was developed specifically to address the issues related to bone resorption and prevention of bone loss, to enable you to make an informed decision about your treatment options.

# Information

For more information about the consequences of tooth loss and the benefits of dental implants, contact the **Institute for Dental Implant Awareness**

1.800.936.4342

**Visit our web site**  
[www.missingteeth.org](http://www.missingteeth.org).



**The Institute for Dental Implant Awareness**

*a non-profit consumer education organization*

[www.missingteeth.org](http://www.missingteeth.org)

©1999 IDIA All Rights Reserved